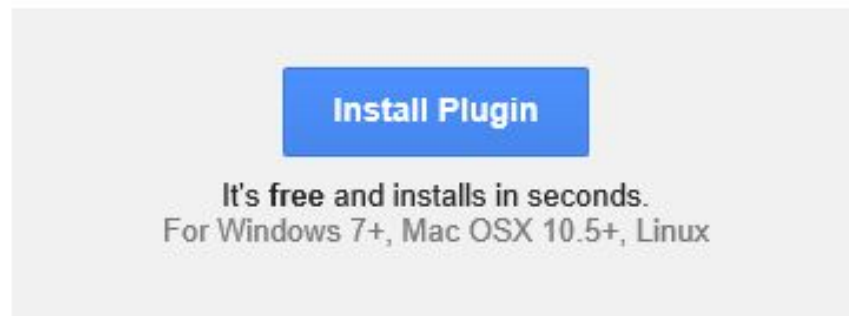


Installing Google Chrome Browser

1. Click "Install Plugin"



Install the Google Video Support Plugin to get started



2. If prompted, click Run or Save. Click "Run"



3. Start Chrome:
 - a. Windows 7: A Chrome window opens once everything is done.
 - b. Windows 8 & 8.1: A welcome dialogue appears. Click Next to select your default browser.
 - c. Windows 10: A Chrome window opens after everything is done.


Troubleshooting

Hangout Meet is asking for a Code

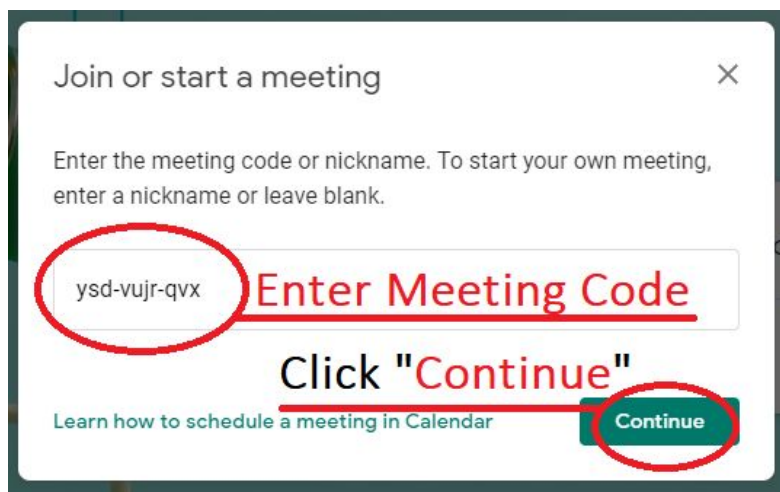
If patient is unable to join and is asked to enter a meeting code. The code includes letters and dashes after the meet.google.com

i. Example: meet.google.com/ysd-vujr-qvx

1. On meet.google.com Website
 - a. Click "Join or start a meeting"



2. Enter a meeting code
 - a. The code is letters and dashes after the meet.google.com
Example: meet.google.com/ysd-vujr-qvx
3. Click "Continue"

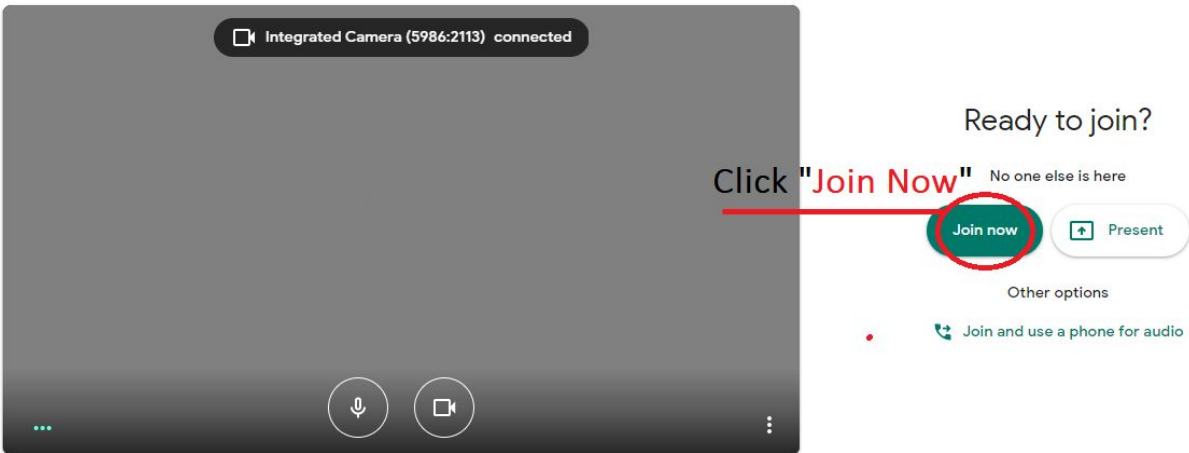


The code is letters and dashes after the meet.google.com

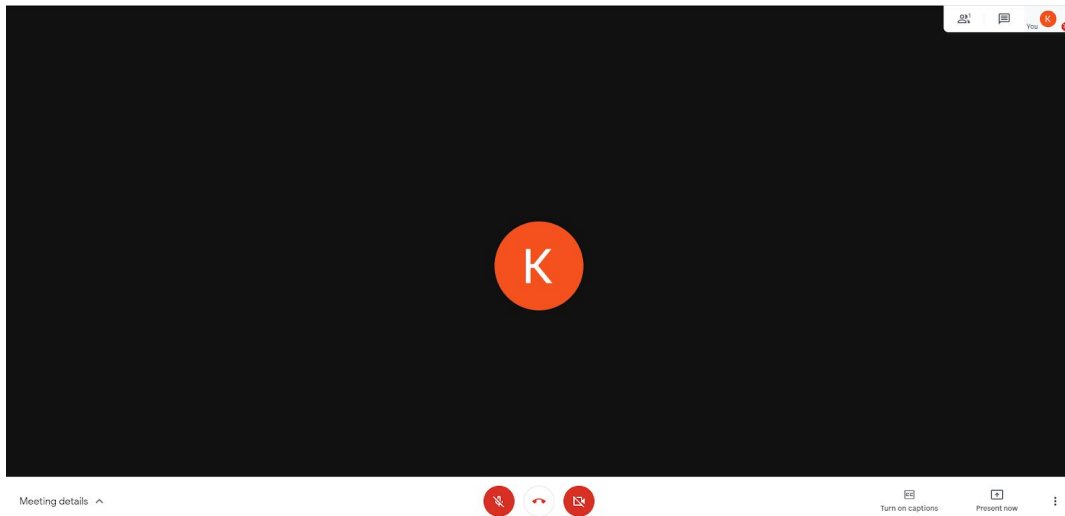
Example:

meet.google.com/ysd-vujr-qvx

4. Click "Join Now"



Video and Audio not working: Computer



If your Video looks like the photo above, the microphone and video is blocked.

1. To unblock, Click on the Microphone button and Video button

